

**ULTRAFST RECOVERY RECTIFIERS**
**Reverse Voltage -200 V**
**Forward Current - 20 A**

**FEATURES**

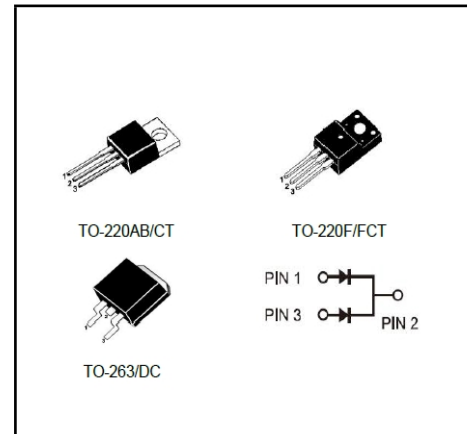
- ◆High speed switching capability
- ◆High current capability
- ◆High forward surge capability
- ◆Low power losses · High efficiency
- ◆For use in low voltage, high frequency inverters
- ◆Lead free in comply with EU RoHS 2011/65/EU directives

**MECHANICAL DATA**

- ◆Case: TO-220AB TO-220F TO-263/DC
- ◆Solder bath temperature 275°C maximum, 10s per JESD22-106

**Primary Characteristic**

<b>I<sub>o</sub></b>	<b>2*10A</b>
<b>V<sub>RRM</sub></b>	<b>200V</b>
<b>I<sub>FSM</sub></b>	<b>180A</b>
<b>V<sub>F</sub></b>	<b>0.81V</b>
<b>T<sub>J</sub> Max</b>	<b>150°C</b>


**Maximum Ratings (Per Leg) at Ta=25°C unless otherwise specified**

Parameter	Symbols	Value	Units
Maximum Repetitive Peak Reverse Voltage	<b>V<sub>RRM</sub></b>	200	<b>V</b>
Maximum RMS voltage	<b>V<sub>RMS</sub></b>	200	<b>V</b>
Maximum DC Blocking Voltage	<b>V<sub>DC</sub></b>	200	<b>V</b>
Maximum Average Forward Rectified Current	Per Leg	10	<b>A</b>
	Total	20	
Peak Forward Surge Current, 8.3ms Single Half Sine-wave	<b>I<sub>FSM</sub></b>	180	<b>A</b>
Operating Temperature Range	<b>T<sub>J</sub></b>	150	<b>°C</b>
Storage Temperature Range	<b>T<sub>STG</sub></b>	-40 ~ +150	<b>°C</b>
Typical Thermal Resistance (Note1) TO-220AB TO-263 TO-220F	<b>R<sub>θJA</sub>/ R<sub>θJC</sub></b>	2/4	<b>°C/W</b>

**Note1: Thermal resistance from Junction to case per leg mounted on heatsink.**
**Electrical Characteristics (Per Leg) unless otherwise specified**

Characteristics	Symbols	Value		Units	
		Typ	Max		
Forward Voltage Drop(Note2)	<b>V<sub>F</sub></b>	0.77	-	<b>V</b>	
at IF=2A					TA=25°C
		TA=125°C			
at IF=3A		TA=25°C	0.80		-
		TA=125°C	0.67		-
at IF=10A		TA=25°C	0.93		0.97
	TA=125°C	0.81	-		
Maximum Reverse Current at V <sub>R</sub> =200V	<b>I<sub>R</sub></b>	0.10	1	<b>uA</b>	
		5	-	<b>uA</b>	
Maximum Reverse Recovery Time at IF=0.5A, IR=1A, IRR=0.25A	<b>T<sub>RR</sub></b>	-	35	<b>nS</b>	

**Note2: Pulse test: 300 μs pulse width, 1 % duty cycle**

**RATINGS AND CHARACTERISTIC CURVES**

FIG.1 MAXIMUM FORWARD CURRENT DERATING CURVE

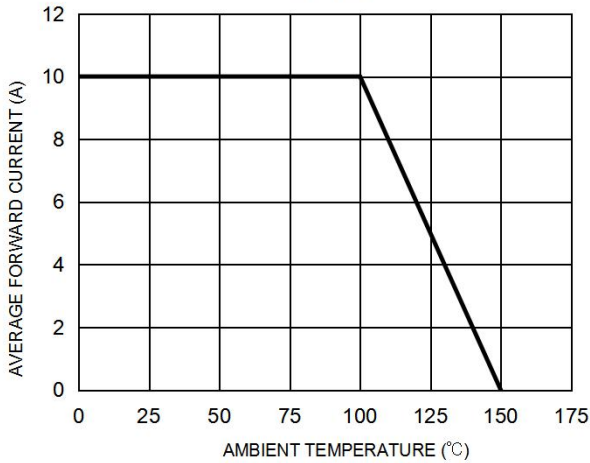


FIG. 2 MAXIMUM NON-REPETITIVE FORWARD SURGE CURRENT PER LEG

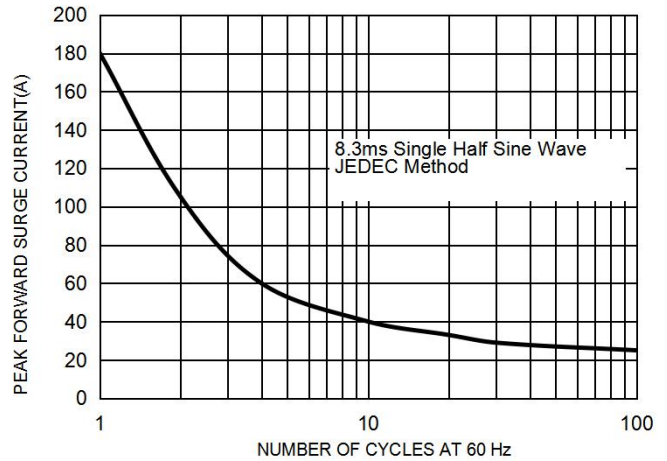


FIG. 3 TYPICAL FORWARD CHARACTERISTICS PER LEG

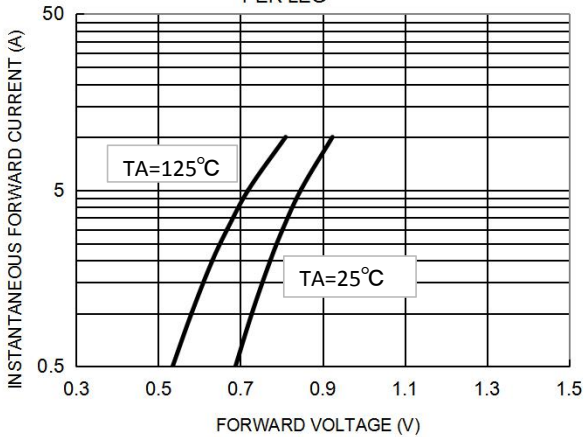
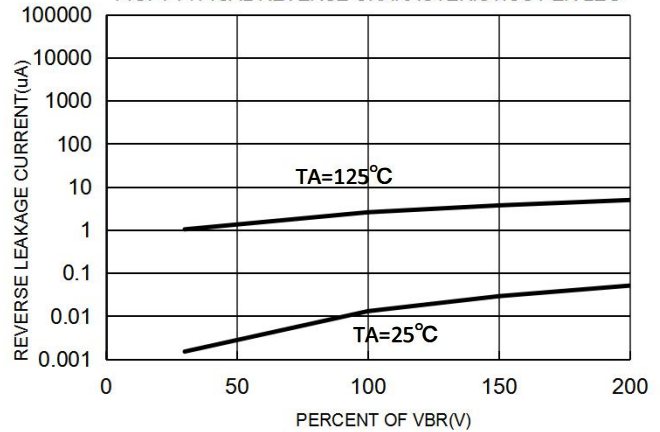
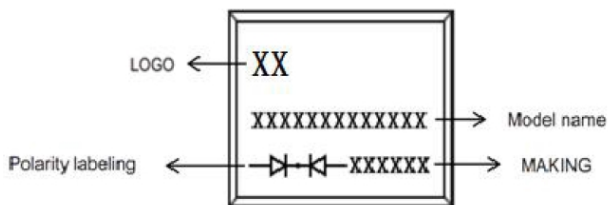


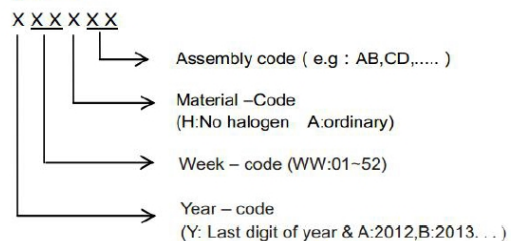
FIG. 4 TYPICAL REVERSE CHARACTERISTICS PER LEG



**Marking on the body**



**MAKING:**



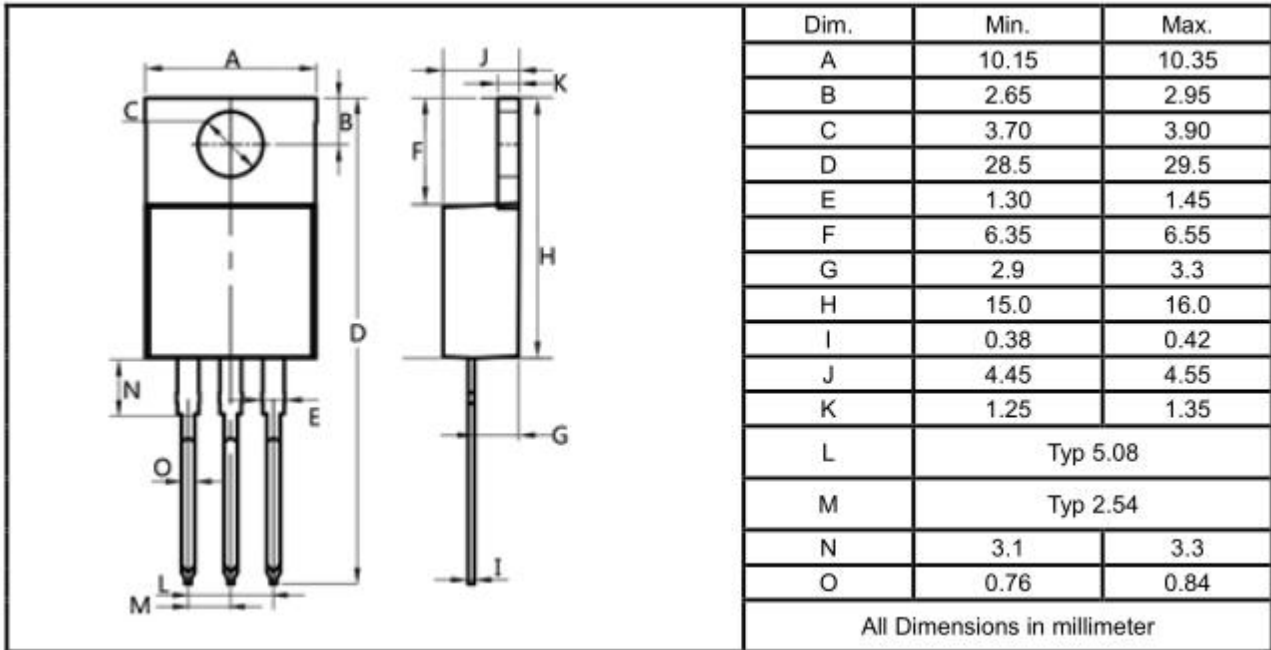
**Ordering information**

Part Number	Package	Unit Weight	Base Quantity	Delivery mode
MUR2020CT	TO-220AB	0.07oz(1.96g)	50 pcs / tube	1000pcs/box 5000pcs/carton
MUR2020FCT	TO-220F	0.06oz(1.74g)	50 pcs / tube	1000pcs/box 5000pcs/carton
MUR2020DC	TO-263	0.04oz(1.16g)	50 pcs / tube	1000pcs/box 5000pcs/carton
MUR2020DC-R	TO-263	0.04oz(1.16g)	800 pcs / reel	800pcs/box4000pcs/carton

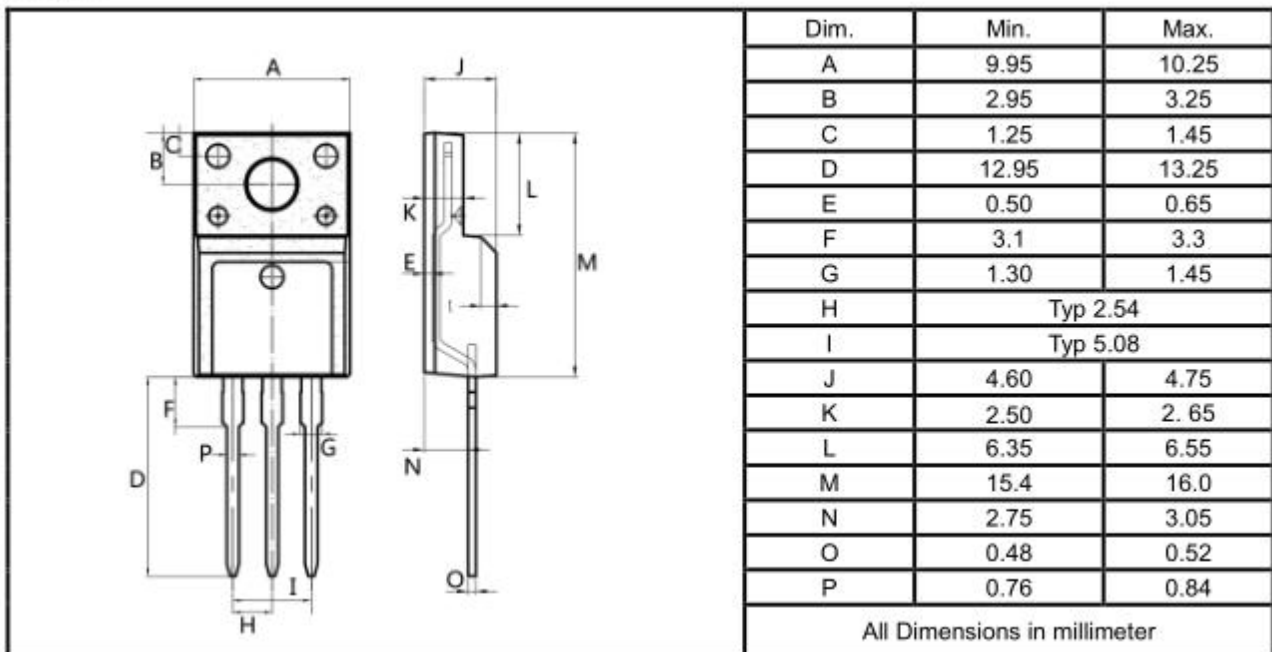
Note: For Halogen Free molding compound, add "H" suffix to part number above.

Package Outline Dimensions millimeters

**TO-220AB**



**TO-220F**



TO-263

